

INNOVATION WITH TRADITION FOR LIFE.



DEFINETLY THE
MOST EFFICIENT
SOLUTION
FOR YOUR
LOADING WORK.



More than 50 years, front loaders and implements have been developed and produced in Statzendorf. Thanks to many years of experience and customer proximity, Hauer machines are characterized by **outstanding practicality and the highest quality**. Our R&D-team were given the most rigorous targets when the decision to develop a new generation of loaders was made: „An even better and more efficient solution has to be found for our customers, so that they can handle their loading work with pleasure every day“.

In order to achieve these goals, new approaches were taken. As nature produces the most efficient and best solutions through permanent evolution, **nature was used as a template** for the first time in the company's history. The outer skeleton of crustaceans, for example, shows that a stable outer shell offers perfect protection for all the parts inside. This allows armoured animals such as the lobster to grab in a flash and with enormous force. Following this and other natural principles, the new front loader series XB Bionic was developed.

For the first step, **a stable loader arm** and a **new crossbeam** were designed to provide protection for all moving parts and control elements as well as the tilting cylinders. To make this possible, **a completely new mechanical parallel guidance system** was created with the **X-Kinematic**. With these and many other innovations the XB Bionic sets new standards for front loaders.



OUR
KNOW-HOW
ALLOWS YOUR TRACTOR TO
ACHIEVE PEAK PERFORMANCE.






INNOVATION SETS NEW STANDARDS.


By the application of construction principles taken from nature, completely new ideas in the area of kinematics were developed. As a result, moving and sensitive components were installed in the protected cavity of the loader arm, a previously unused innovation.

The huge benefits of this new space-saving design are best demonstrated by direct comparison of the loader dimensions.




X-Kinematic

Mechanical parallel guidance of the implements has proved its worth at Hauer in our front loader construction since 1973. The special innovation of the X-Kinematic results from the fact that the mechanical parallelogram is defined by its diagonals instead of its sides. This unique feature enables construction in the smallest possible space and integration into the cavity of the loader arm.



X-Kinematic



Conventional parallelogram



THOUGHT THROUGH TO THE SMALLEST DETAIL.

Unlike conventional front loaders, the X-Kinematic as well as the construction of the triangular and longitudinal rockers enable the complete integration of the tilting cylinders into the loader arm.



Using this design, the tilting-cylinder function is reversed. Thus, when the working implement is retracted, the entire piston base surface is used, **maximising the strength of the cylinder**.



On the other hand, the annular surface of the cylinder is used during tilting, whereby a **faster movement** can be achieved with a smaller amount of oil.

Optimized parking props

The parking props are especially robust and interlocked. This allows parking and hitching on uneven ground, often the case in the working environment.



With the design of the loader arm profile and the double-walled crossbeam, a torsion resistant construction has been created, suitable for the toughest operating conditions.

All **valves and hydraulic components are located inside** the double-walled cross-beam.

Thereby they are optimally protected from falling loads and during forestry work.



Coupling components now located on left side

The lever for implement unlocking and the hydraulic connections for implements are conveniently located and easily accessible for the operator, centrally on the left side of the quick-change assembly.



WHEN WORK
IS FUN.

Optimal view of the working area

By integrating the parallel guidance into the loader arm, the driver's field of vision expands considerably.




"A completely new driving experience in every loader position!"

FAST & PRECISE THROUGH OPTIMUM HANDLING.



The **perfectly adapted mounting bracket** is a precondition for the best possible transmission of the tractor power to the front loader. Together with the front loader, the mounting bracket is decisive for the optimum handling during loading.

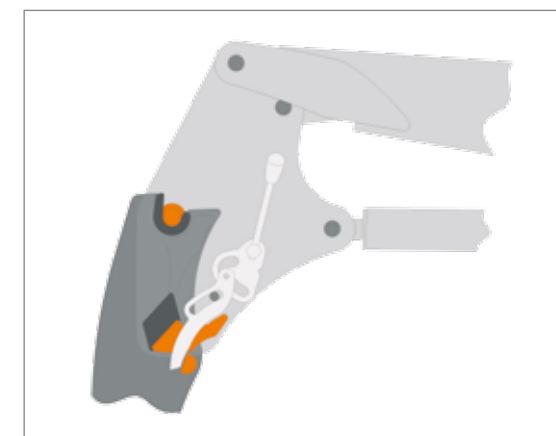
The mounting of the loader as close as possible to the cabin ensures good distribution of the load and protects the front axle. The compact design ensures a steering angle of the wheels as well as the oscillation of the front axle, which are as unrestricted as possible. For easy maintenance it is important, that good accessibility of the service points on the tractor is ensured, also in combination with the attachments.



Mounting brackets for the XB-BIONIC series XB 50 - XB 110

The **frameless attachment system "TOP-BLOCK"** is self-locking and wear resistant. The well thought-out design ensures an excellent view of the working area.

The components of the mounting bracket create a robust, positive-locking connection to the front loader. The front loader is secured by means of an adjustable double eccentric bolt. The attachment and removal of the front loader can be accomplished in the shortest possible time.



The **"Oberrahmen-System"** is only used occasionally on tractors of a more recent design. Four fixing points on the front loader frame establish the connection with the bracket on the tractor.

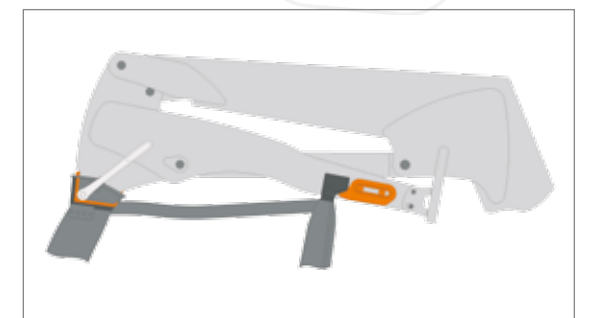
COMPACT AND ROBUST. FOR REAL PROFESSIONALS.

With more than 3500 different mounting brackets, Hauer provides the ideal solution for your tractor. Over time, a variety of bracket systems have been developed, optimally coordinated to the respective tractors.

The aim is always the greatest possible strength with the smallest possible space requirement. Nowadays the latest computer-supported calculation methods and 3D measurement data ensure the high precision fit of the mounting consoles. This is fundamental for the efficient assembly in the specialist trade.



The **"TOP-BLOCK-KII"** is available as optional equipment for the Top-Block system. This coupling system locks automatically when coupling.

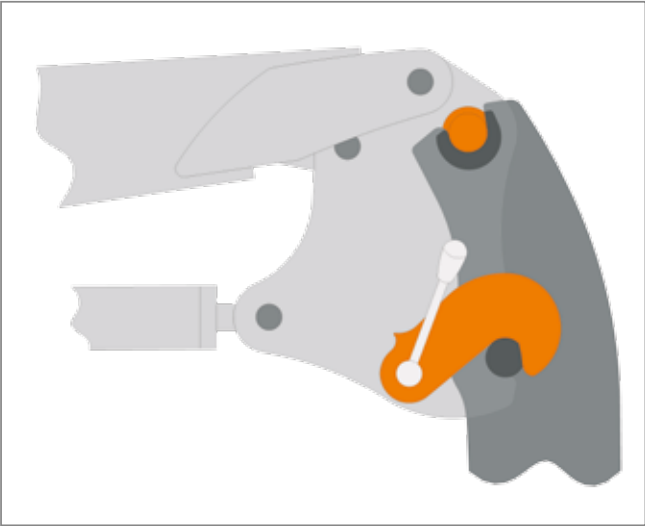




MASSIVE
POWER
FOR ALL REQUIREMENTS
IN YOUR DAILY WORK.



ROBUST BRACKETS FOR EVEN THE HIGHEST LOADS.



Bracket for series XB Bionic XB 130 - XB 190

The new bracket system **TBS-HV** is optimized for transmission of particularly large forces by the position of the fastening points and the 60 mm strong bearing bolts.

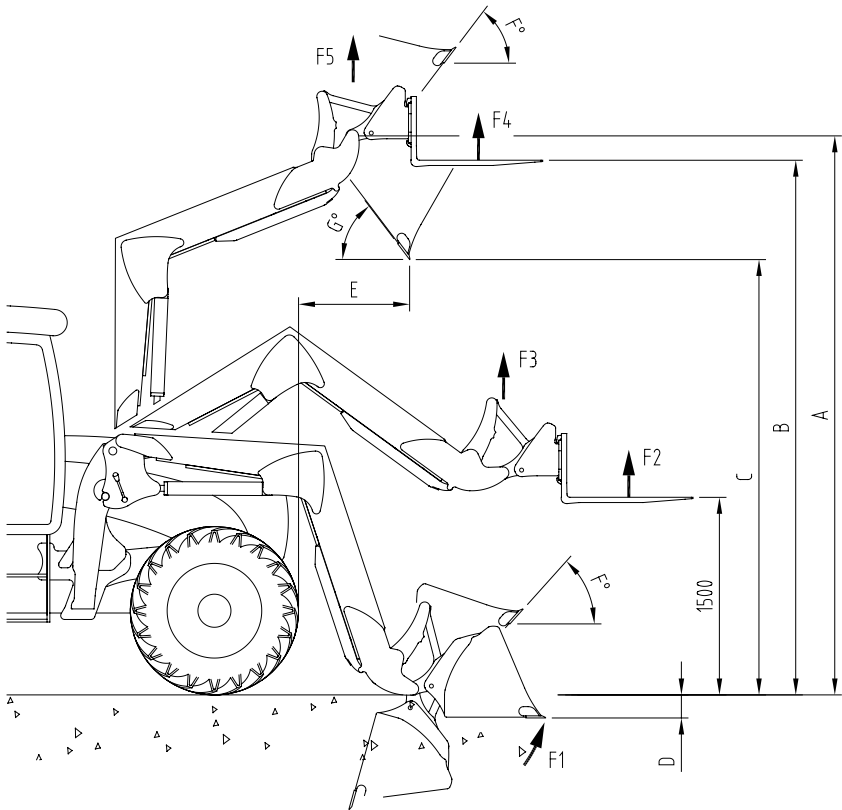
Beginning with the XB 130 Bionic loader type, the new bracket system is serially equipped with automatic locking. The unlocking is easily carried out by means of a hand lever while parking the front loader.

The bracket system **TBS-HV** has been optimized with the finite element method to improve the performance spectrum of large front loader tractors.



THE XB BIONIC.
TOP EQUIPMENT
INCLUDED.

- fully hydraulic front loader XB Bionic with mechanical parallel guidance, front guard, hydraulic lines to the original control unit, hydraulic hoses, couplings, bracket and screw set to suit the tractor type
- quick-change assembly for implements, prepared for load hook, original HAUER or EURO- hooks
- modular hydraulic valve block system „MCV“ protected in the double-walled cross beam profile
- double acting lifting cylinders
- tilting cylinder - protected by a tandem safety valve
- replaceable bronze bearing bushes in all bearing points
- shut-off valve in the lifting line
- protected hydraulic lines mounted at the lower side of the front loader arm
- adjustable level indicator
- adjustable parking props



Technical data – XB Bionic			50	70	90	110	130	150	170	190
weight front loader		kg	580	595	610	620	790	810	840	855
recommended tractor power		PS	bis 65	bis 80	75-100	90-120	100-150	120-200	120-200	180-280
		kW	bis 48	bis 59	55-74	66-88	74-110	88-147	88-147	132-206
max lifting height - implement rotating point	A	mm	3450	3580	3760	3980	4045	4240	4505	4840
max lifting height - pallet fork	B	mm	3265	3395	3575	3795	3860	4055	4320	4655
free dumping height - earth shovel	C	mm	2475	2605	2785	3005	3070	3300	3570	3890
excavating depth	D	mm	180	180	180	180	180	180	180	180
dumping clearance at max. lifting height	E	mm	800	800	800	900	700	750	800	850
breaking force of the earth shovel	F1	kg	2900	2900	2900	2900	3600	3600	3600	3600
lifting power up to 1500 mm - pallet fork	F2	kg	1440	1740	1950	2160	2570	2770	2540	2900
lifting power up to 1500 mm - at the implement rotating point	F3	kg	1690	1910	2110	2340	2780	2990	2780	3110
lifting power up to max. lifting height - pallet fork	F4	kg	1360	1600	1830	1940	2160	2430	2140	2370
lifting power up to max. lifting height - at the implement rotating point	F5	kg	1580	1770	1980	2090	2470	2560	2730	2530
tilting angle	F	°	47	48	48	48	43	48	48	48
dumping angle	G	°	54	53	53	53	58	53	53	53

Specifications are approximate and not binding. Specifications may vary depending on the attachment height of the front loader and tyre size. Measured at 210 bar.

MORE COMFORT? NO PROBLEM!

Possible additional equipment:

- multi hose coupler Synchro-Lock, also available with integrated e-couplings
- up to 3 additional hydraulic functions
- SMS – front loader shock absorber system
- joystick operated control unit with bowden cable
- ELC ergo – electro proportional joystick operated lever control unit
- load hook – preparation existing
- hydraulic locking device for implements
- hydraulic rotating mechanism integrated in quick-change assembly, 14° left/right
- safety package for working platform
- additional lines for hydraulic motor drive
- special painting for loader arm, bracket and implements
- counter weights from 700 kg up to 2.500 kg



FOR YOUR BENEFIT. SPECIAL EQUIPMENT IN ATTRACTIVE PACKAGES.

Equipment package Performance 1:

- multi hose coupler Synchro-Lock, with integrated e-coupling
- selection valve for one additional hydraulic function
- SMS – front loader shock absorber system included

Equipment package Performance 2:

- joystick operated control unit mechanical
- multi hose coupler Synchro-Lock, with integrated e-coupling
- selection valve for one additional hydraulic function
- SMS – front loader shock absorber system included





THE SUITABLE ORIGINAL
IMPLEMENT
FOR EVERY TASK.


An excerpt from our extensive range of implements.

PREMIUM QUALITY MADE IN AUSTRIA. DURABILITY – THE FOUNDATION OF ECONOMIC PERFORMANCE.

All Hauer quality products are manufactured using state-of-the-art methods at the Statzendorf plant in Lower Austria. The **selection and use of high-quality materials** - even for the most difficult conditions - is of great importance for durability. The use of finest grade steel, experienced and constantly trained specialists as well as an experienced quality management team are essential to produce **products which meet the best price - performance ratio.**

Production using state-of-the-art machines and the long-term experience of our employees ensures the quality you expect from Hauer, an Austrian innovator. Due to the exceptional working life and reliability of our products, our customers enjoy and benefit from maximum cost-efficiency.

With front loaders and implements from Hauer work will continue to be a joy today, tomorrow and into the future.





Franz Hauer GmbH & CoKG

A-3125 Statzendorf, Werksstraße 6

Tel.: +43 / (0)2786 / 7104-0, Fax: +43 / (0)2786 / 7104-15

info@hfl.co.at | www.hfl.co.at